








CTP Ground Engaging Tools

Side Pin Teeth

Picture	Type	Application	J200	J225	J250	J300	J350	J400	J450/ J460	J550	J600	J700	J800
	Short	For high-impact jobs and pry-out work (such as rock)	1U3201	6Y6221	1U3251	1U3301	1U3351	7T3401	9W8451	9W8551	6I6601		
	Long	For use in most general applications where breakage is not an issue	1U3202	6Y3222	1U3252	1U3302	1U3352	7T3402	9W8452	9W8552	6I6602	4T4702	
	Long Tip	For use in most general applications where breakage is not an issue	1959209		1681253	1681301	1681351	1681401	1681451				
	Heavy Duty Abrasion	Extra metal for longer wear life	4T2203	6Y6223	9N4253	9N4303	9N4353	7T3403	9N4453	6Y2553	6I6603	9U9703	6I8803
	Heavy Duty Long	3 to 5 times more wear life than standard tips		8E4222	9N4252	9N4302	9N4352	8E4402	9N4452	9N4552	7Y0602		
	Heavy Duty Penetration	3 to 5 times more wear life than standard tips				1359300/ 9N4303HD	1441358/ 9N4353HD	1359400/ 7T3403HD	1386451/ 9N4453HD	1386522/ 6Y2553HD	1359600/ 6I6603HD	1359700	
	Penetration	For use in densely compacted material (such as clay)	1U3209	6Y8229	9J4259	9J4309	9J4359	6Y7409	9W8459	9W8559	7I7609	4T4709	
	Penetration Extended	Offers the perfect combination of strength and a prolonged penetration wear life	1U3202V	6Y3222V	1U3252V	1835300/ 1U3302V	1681359/ 1U3352V	1681409/ 7T3402V	1590459/ 9W8452V	1590559/ 9W8552V	1590607		
	Twin Tiger	Use for severe digging in rock and frost	1358208	1358228	1358258	1359308	1359357	1359408	1386458				
	Sharp Center	Applications that require use in densely compacted material such as clay	9W8209		9W8259	9W8309	9W2359	6Y5409	7T8459	9W6559			

For Reference: 3.0" = J300 FAMILY - 3.5"= J350 Family - 5.5"=J550 Family.
The last Three digits describe the family.

Side Pin Teeth

Picture	Type	Application	J200	J225	J250	J300	J350	J400	J450/ J460	J550	J600	J700	J800
	Flare (Wide)	Applications that require a clean floor.	1099200	1863010	3G8250/ 2085254	4T1300/ 1073300	8J3350/ 1073350	7T3400/ 1073400	8J1450/ 1073450	1073550			
	Standard Pin	Pins are zinc plated to improve on the longevity and prevent corrosion.	8E6208		8E6258	9J2308	8E6358		6Y2527	6Y8558	6I6608		
	Heavy Duty Pin	3 to 5 times more wear life than Standard pins.		1324762	1324763	1324766	1140358	1167408	1140468	1073378	1139608	1134708	1341808
	Standard Retainer	Made with the toughest materials to increase wear life.	8E6209		8E6259	8E6259	8E6359		8E6359	8E5559	6I6609		
	Heavy Duty Retainer Assembly	3 to 5 times more wear life than standard retainers.		1495733	1495733	1495733	1140359	1167409	1073469	1078559	1139609	1134709	1341809




Reference Chart

Family	Pocket Size	Machines
J200	20=2.0"	416, 426, 428, 436, 910, 931, 935, 307
J250	25=2.5"	916-930, 936, 941, 943, 951, 953, 205 THRU 214,225,229,311,312,320
J300	30=3.0"	950,953B THRU 966, E180, 215, 235, 205 THRU 214, 315,320,322
J350	35=3.5"	966B, 977, 980, E180, E240, 213B, 215 THRU 229, 320,322,325,330
J400	40=4.0"	980G,322,325,330
J450	45=4.5"	983,988,988B,225,229,E300,235,325,330, 345, 350
J550	55=5.5"	988G, 992, 235, 245, 345, 350, 375
J600	60=6.0"	990, 992
J700	70=7.0"	992, 994
J800	80=8.0"	994

For Reference: 3.0" = J300 FAMILY - 3.5"= J350 Family - 5.5"=J550 Family
The last Three digits describe the family.

Style Ripper Teeth



Ripper teeth are used in very hostile environments, making it necessary to purchase a quality brand. CTP Branded ripper teeth provide rapid penetration and aggressive ripping angle, along with increased impact

resistance. Centerline teeth are used in conditions where penetration is not a problem, compared to penetration teeth which are used in conditions where penetration is difficult.

Ripper Tooth Shank


Part No.	Type	Application	Pin	Lock
6Y0309	Penetration	951, 955, 140, 140G	1368308	1140359
9J6586	Shank	951, 955, 140, 140G	2K6413	N/A
9J8913	Shank	951, 955, 140, 140G	2K6414	N/A
9W2451	Centerline-Short	D8, D8K, D8L, D8N, D8R, D9, D9H, D9N, D9R	6Y3394	8E4743
9W2452	Centerline-Intermediate	D8, D8K, D8L, D8N, D8R, D9, D9H, D9N, D9R	6Y3395	8E4744
4T5452	Penetrator-Intermediate	D8, D8K, D8L, D8N, D8R, D9, D9H, D9N, D9R	6Y3396	8E4745
4T8990	Shank	D8, D8K, D8L, D8N, D8R, D9, D9H, D9N, D9R	6J6680	N/A
6Y0352	Centerline-Intermediate	D5, D6, D7, 973, 977, 983, 14G, 16G	1140358	1140359
6Y0359	Penetrator-Long	D5, D6, D7, 973, 977, 983, 14G, 16G	1140358	1140359
9J3139	Shank	D5, D6, D7, 973, 977, 983, 14G, 16G	8J2190	N/A
9W7382	Shank	D5, D6, D7, 973, 977, 983, 14G, 16G	4J5240	4J5141
6Y0358	Centerline	D5, D6, D7, 973, 977, 983, 14G, 16G	8E6358	8E6359
4T4501	Centerline-Short	D9L, D10, D11	6Y1204	6Y1202
4T4502	Centerline-Intermediate	D9L, D10, D11	6Y1204	6Y1202
4T5501	Penetrator-Short	D9L, D10, D11	6Y1204	6Y1202
4T5502	Penetrator-Sharp	D9L, D10, D11	6Y1204	6Y1202
4T5503	Penetrator-Long	D9L, D10, D11	3G0500	N/A

Ripper Protectors


Part No.	Model	Pin	Lock
6J8814	D8K	6Y3394	N/A
8E1848	D8K, D9N	6Y3394	8E4743
9W8365	D9L	6Y1204	6Y1202

*Other part no. not included in the list are available. Please contact your sales representative if you have any questions. Part Numbers are used for reference purposes only


Bolt on Center Adapter-2 holes

	Provides for a good protection of the blade, used where no smooth finish is required.		
Part No.	Family	Bolt	Nut
8E2184	J200	4F3656	4K0367
9J4207	J200	2J4771	2J3506
1U0257	J250	5P8136	8J2933
1U0307	J300	5P8136	8J2933
4T4307	J300	5P8136	8J2933
3G3357	J350	5P8361	5P8362
3G9307	J300	5P8361	5P8362


Weld on Bottom Strap

	Good protection of the blade, provides for good excavation.	
Part No.	Family	
8J7525	J200	
3G0169	J250	
9J8929	J300	
1U1350	J350	


Bolt on Center Adapter-3 Holes

	Used where no smooth finish is required, provides for a good protection of the blade, minimizes the risk of breakage or loss.		
Part No.	Family	Bolt	Nut
3G5307	J300	5P8136	8J2933

Bolt on Corner Adapter


	Prevent the edge from scalloping between the teeth. Reduces stress, adding service life in high-wear applications and leaves a cleaner work surface.			
Part No.	Family	Position	Bolt	Nut
1U2208	J200	Left	6F0196	2J3505
1U2209	J200	Right	6F0196	2J3505
3G4258	J250	Left	4J9058	8J2933
3G4259	J250	Right	4J9059	8J2934
3G4308	J300	Left	5P8823	5P8362
3G4309	J300	Right	5P8823	5P8362
3G8308	J300	Left	5P8823	5P8362
3G8309	J300	Right	5P8823	5P8362
3G5358	J350	Left	5P8823	5P8362
3G5359	J350	Right	5P8823	5P8362

Flush Mounted Adapters

	Recommended where a good penetration is required, easy to clean, flat bucket bottom leaves a smooth finish.		
Part No.	Family	Position	Model
4T1204	J200	Center	416, 426, 910, 931, 935
1U1254	J250	Center	930, 936, 943, 951, 953
1U1304	J300	Center	950, 955, 963, 966C
1U1354	J350	Center	966D, 973, 977, 980
8E0464	J460	Center	983, 988
8E0466	J460	Left	983, 988

*Other part no. not included in the list are available. Please contact your sales representative if you have any questions.
Part Numbers are used for reference purposes only


Weld on Double Strapped Adapters

	These adapters have an excellent hold, along with good protection of the blade. Provides for an easy and quick change of teeth.	
Part No.	Part Position	Family
6Y3224	Center	J220
6Y3254	Center	J250
9W1304	Center	J300
3G6304	Center	J300
3G6305	Right	J300
3G6306	Left	J300
6I6354	Center	J350
6I6355	Right	J350
6I6356	Left	J350
6I6404	Center	J400
6I6405	Right	J400
6I6406	Left	J400
1590464	Center	J460
6I6554	Center	J550
6I6604	Center	J600
6I6605	Right	J600
8E9490	Center	J300
6I6554	Center	J550
3G8354	Center	J350
3G8355	Right	J350
3G8356	Left	J350
8E6464	Center	J460
3G9494	Center	J550


Shanks and Pins for Motor Graders

Picture	Part No.
	9F5124
	6Y5230
	5B6251
	5K1459
	5K1458

Bolt on Monoblock Teeth

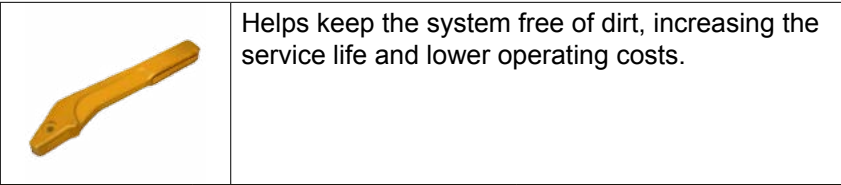
	Tip and adapter are one integrated piece for easy installation and lower initial costs.	
Part No.	Bolt	Nut
1358203	4F3657	4K0367
1U1857	8J2928	2J3507
1U1877	8J2928	8J2933
8E1637	1J3527	8J2933

D10N Heavy Duty End Bits

	
Part No.	Position
8E4541	Right
8E4542	Left

*Other part no. not included in the list are available. Please contact your sales representative if you have any questions. Part Numbers are used for reference purposes only

CTP Cleaner Bars and Retainer



Helps keep the system free of dirt, increasing the service life and lower operating costs.

Part No.	Description	Machine
5V4311	Cleaner Bar	815B
4S7928	Cleaner Bar	825, 835
3S3225	Cleaner Bar Retainer	815, 815F, 825B, 835
3S3228	Cleaner Bar	834, 835, 824B, 825B/C

Tamping Feet

Picture	Type	Application	Bolt	Nut	Retainer	Base	Machine
	2V7053	Weld On	N/A	N/A	N/A	7K6908	815B
	4V0668	Weld On	N/A	N/A	N/A	7K7071	825C
	4V3851	Weld On	N/A	N/A	N/A	7K6908	815, 815F
	7K2939	Pin	N/A	N/A	N/A	9S1645	8245/5, 834/5
	8K9189	Bolt-On	8K9163	7H3607	5S0581	7K6908	815, 815F
	2V6628	Weld-On	N/A	N/A	N/A	2571843	825, 835
	8K9171	Bolt-On	8K9164	7H3609	4D6419	N/A	825B

*Other part no. not included in the list are available. Please contact your sales representative if you have any questions.
Part Numbers are used for reference purposes only